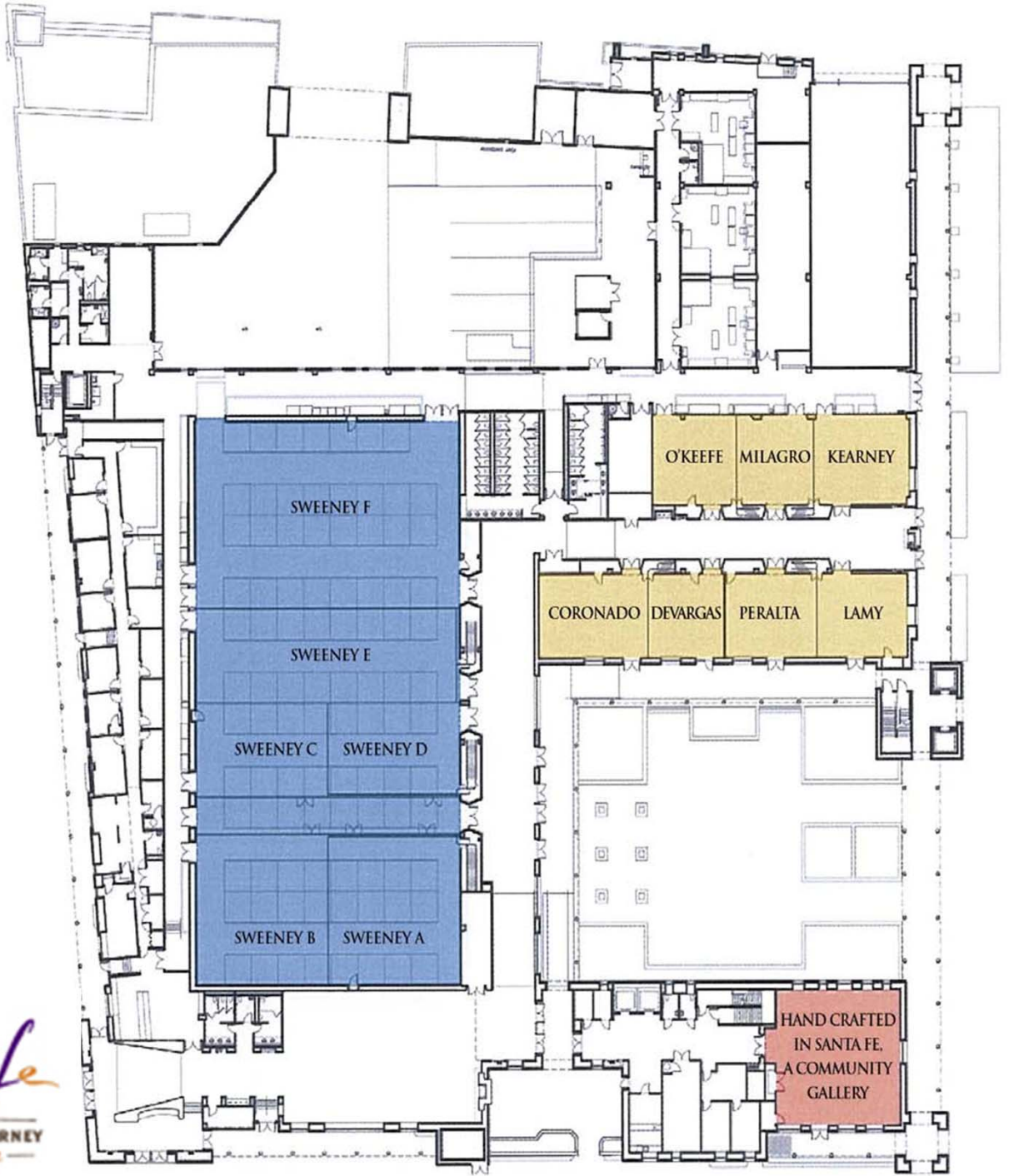


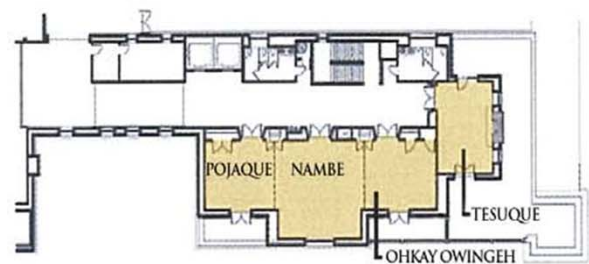
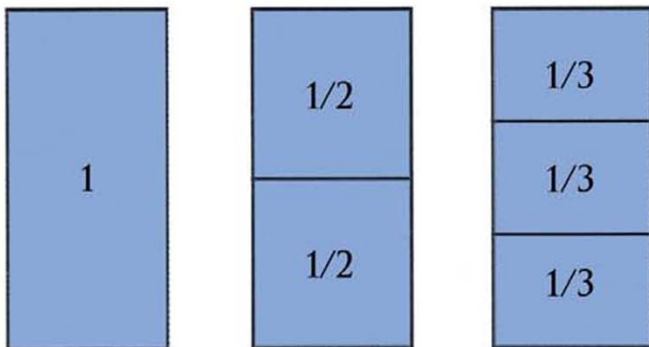


## SANTA FE COMMUNITY CONVENTION CENTER~OCCUPANCY CHART

ROOM	DIMENSIONS L x W	USABLE FOOTAGE	THEATER STYLE (8.5 sq ft)	CLASSROOM 18" TABLES (15 sq ft)	BANQUET 10 TOP (15 sq ft)	HOLLOW SQUARE	RECEPTION (9 sq ft)	EXHIBITION 10' x 10' (100 sq ft)	EXHIBITION 8' x 10' (80 sq ft)	STANDING ROOM (7 sq ft)
<b>BALLROOM SPACE</b>										
<b>Sweeney Ballroom</b>	182 X 98	17,836	2,100	1,000	1,100	240	1,900	94	126	2500
North Half	91 X 98	8,918	950	500	480	150	950	47	63	1250
South Half	90 X 98	8,820	950	500	480	150	950	47	63	1250
North Third (F)	60 X 98	5,880	590	312	300	120	600	31	42	800
Middle Third (E)	61 X 98	5,978	590	190	160	120	600	31	42	800
South Third (A+B)	61 X 98	5,978	590	280	300	120	600	31	42	800
Sweeney A	48 X 49	2,352	220	140	120	60	250	12	16	300
Sweeney B	48 X 49	2,352	220	140	120	60	250	12	16	300
Sweeney C	30 X 49	1,470	130	90	80	54	150	8	12	200
Sweeney D	30 X 49	1,470	130	90	80	54	150	8	12	200
<b>Note: The Middle Third is either Sweeney E or Sweeney C+ D. It is not possible to separate Sweeney F, Sweeney E, And Sweeney C +D simultaneously.</b>										
<b>MAIN LEVEL BREAKOUT ROOMS</b>										
O'Keeffe	31 X 28	868	70	30	40	30	90	NA	NA	110
Milagro	29 X 28	812	60	30	40	30	80	NA	NA	100
Kearney	35 X 28	980	80	36	50	36	100	NA	NA	120
Three Rooms Combined	95 X 28	2,660	300	100	130	96	280			350
Coronado	40 X 26	1,040	90	50	60	42	100	NA	NA	140
DeVargas	28 X 26	728	60	33	40	30	70	NA	NA	100
Two Rooms Combined	68 X 26	1,726	160	90	100	66	180	NA	NA	240
Peralta	34 X 26	884	80	36	50	36	90	NA	NA	120
Lamy	33 X 26	858	70	36	50	30	85	NA	NA	115
Two Rooms Combined	67 X 26	1,742	160	76	100	66	180	NA	NA	240
<b>TERRACE LEVEL BREAKOUT ROOMS</b>										
Pojoaque	18 X 21	378	30	24	20	18	40	NA	NA	50
Nambe	28 X 25	700	50	36	40	27	70	NA	NA	100
Ohkay Owingeh	18 X 22	396	30	24	20	18	40	NA	NA	50
Three Rooms Combined	64 X 22	1,408	150	74	80	48	150	NA	NA	200
Tesuque Board Room	23 X 17	391	NA	NA	NA	NA	20	NA	NA	20
<b>OTHER RENTABLE SPACE</b>										
Main Lobby	73 X 43	3,139	224	NA	120	NA	300	NA	NA	300
Main Terrace	106 X 28	2,968	340	NA	140	NA	300	NA	NA	300
Courtyard	120 X 86	6,600	420	NA	300	78	700	NA	NA	700
Pojoaque Terrace	19 X 6	114	NA	NA	NA	NA	12	NA	NA	12
Ohkay Owingeh Terrace	24 X 6	144	NA	NA	NA	NA	16	NA	NA	16
Tesuque Terrace	NA	1,012	NA	NA	NA	NA	50	NA	NA	50



FIRST LEVEL



SECOND LEVEL